






1000 x 600 x 1000
Product Code 524112



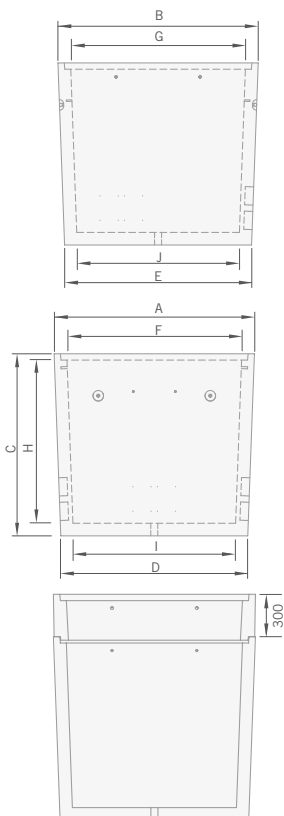
1000 x 1000 x 1195
Product Code 524113



1200 x 1200 x 1195
Product Code 524118



1500 x 1500 x 1500
Product Code 524114



MANHOLE AND RISER ASSEMBLY CUT VIEW

Product Code (Pit only)	524112	524113	524118	524114
Dimensions	1000 x 600 x 1000	1000 x 1000 x 1195	1200 x 1200 x 1195	1500 x 1500 x 1500
A	1180	1180	1430	1750
B	780	1180	1430	1750
C	1090	1300	1300	1625
D	1090	1090	1335	1660
E	720	1090	1335	1660
F	996	997	1247	1497
G	597	997	1247	1497
H	955	1160	1165	1455
I	917	916	1162	1417
J	545	916	1162	1417

Please note: All pits designed and constructed using steel bar and mesh reinforcement with minimum 40Mpa concrete to ensure integrity and strength of construction as required in air/road installations. All precast concrete pits are structurally certified and available with GMS hinged locking cover assemblies in Class B, C or with concrete roof encasements incorporating cast iron access covers in Class B or D. Riser extensions available for all pits – 300mm in height.